

Muzzle Support Pack

Our dogs wear muzzles for all kinds of reasons! It could be to keep people, other dogs or animals safe, it may be to stop or reduce your dog from scavenging or maybe you'd like to muzzle train your dog simply to ensure they are happy and comfortable to wear a muzzle if ever needed!

Here at The Muzzle Movement, we are passionate advocates of the safe use of muzzles for all dogs. We set out to create a positive and supportive community for guardians of muzzled dogs and canine professionals who work with muzzled dogs. We have designed and created a new muzzle with comfort and safety as a priority, as well as ensuring they are beautiful and colourful to help end the stigma around dogs wearing muzzles. We are also dedicated to the promotion of ethical, science-based, force-free training methods and always recommend using positive reinforcement when training your dog.

We are gradually building up a variety of sizes and aim to build to a range of muzzles suitable for dogs of all shapes and sizes, in all the colour combos you can think of! Our website has lots of really useful articles and guides to help you choose, measure and fit a muzzle for your dog, and there is a complete muzzle training guide for just £5! You can access all of this, plus purchase muzzles, accessories and merchandise from:

www.themuzzlemovement.com

In this support pack you will find:

- Information about different kinds of muzzles
- How to ensure that your dogs muzzle is a good fit
 - Advice on measuring your dog for a muzzle
 - Tips and advice on all things muzzle!




Click / Scan to access our website!

www.themuzzlemovement.com

support@themuzzlemovement.com

[@the.muzzle.movement](https://www.facebook.com/the.muzzle.movement)



Types of Muzzle

There are a several types of muzzles available to purchase for your dog. Here you can see some pros and cons to each type of muzzle, to help you choose the best kind for your dogs' needs.



Biothane Muzzles

Pros

- Fully custom fit.
- Colourful/approachable.
- Great for dogs who are not a bite risk e.g. for breed specific legislation.
- Can eat/drink/pant when fitted correctly.

Cons

- Can be expensive.
- Unsuitable for most dogs who are a bite risk.
- Requires very accurate measurements.



Wire Basket Muzzles

Pros

- Generally give good bite protection.
- Can be bent/modified.
- Often have good nose padding.
- Good ventilation.

- May encourage people to give you space.
- Good variety of shapes and sizes
- Can eat/drink/pant when fitted correctly.

Cons

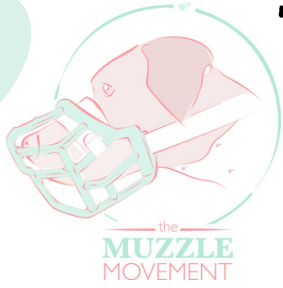
- Can be heavier than other muzzles.
- Not usually suitable for scavengers.
- Can be painful when muzzle punched/rubbed.
- Can be uncomfortable to rest in.



www.themuzzlemovement.com

support@themuzzlemovement.com

[@the.muzzle.movement](https://www.facebook.com/the.muzzle.movement)



Types of Muzzle continued

Hard Plastic Muzzles

Pros

- Often a cheaper option and readily available.
- Can give good bite protection.
- Can be colourful so often seen positively by public.
- Good ventilation.
- Can sometimes be heated and reshaped for minor adjustments to fit.
- Some designs can be suitable for scavengers.
- Can eat/drink/pant when fitted correctly.

Cons

- Often no padding on the nose band.
- Often only available in slim/long shape.
- Cheaper / poor quality ones can be very thin plastic which may not offer much bite protection.



Soft Plastic Muzzles

'Baskerville'

Pros

- Cheap and easily available.
- Can drink whilst wearing one and easy treat delivery.
- Can be heated and reshaped for better fit.

Cons

- Not suitable for scavengers.
- Less secure when sized for adequate pant room.
- Unsuitable for most dogs who are a bite risk.
- Big jumps between sizes.

Vinyl Muzzles

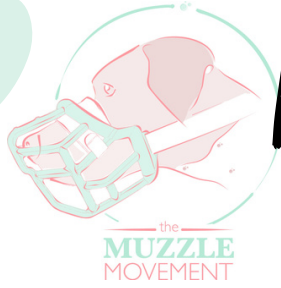
Pros

- Custom made for perfect fit.
- Can eat/drink/pant when well fitting.
- Can offer good bite protection and can be suitable for scavengers.
- Lightweight and can be padded for comfort.

Cons


- Often expensive.
- Reduced airflow.
- Can possibly impact a dogs ability to sniff.
- Usually long order times due to made to order nature.





Making sure your dogs' Muzzle fits

For such a long time, dog guardians have only had access to a small range of shapes and sizes of muzzle for their dogs. We have become used to seeing ill-fitting muzzles normalised and we are here to change that! The Muzzle Movement understands the important of a well-fitting muzzle; here are some things to look out for!




Height: Room to fully Pant

Dogs who need to wear a muzzle at all times in public, on walks, whilst doing activities/sports, in warm weather or for long periods must have space for a full pant. The muzzle might look too big when the dogs mouth is closed, but that is normal! But too big it is likely to be uncomfortable and restrict movement. Muzzles with only space for a partial pant may be suitable for wearing for short periods, in low stress and cool conditions or briefly when being restrained.

Length and Width

Muzzles must be a suitable length for your dog. If it is any longer than around 1.5cm past your dogs nose, it may obscure the dogs vision or the muzzle may bump into their eyes when sniffing. If the muzzle is too short, it can be uncomfortable on the dogs nose. The width of the muzzle is slightly less important but if it is too narrow, then it could pinch or dig into your dogs cheeks. If the muzzle is too wide, it can move around and bump on the face.


Too Short



www.themuzzlemovement.com
support@themuzzlemovement.com
[@the.muzzle.movement](https://www.facebook.com/the.muzzle.movement)

Click / Scan to access our blog on good muzzle fit





How to measure your dog for a muzzle



Different muzzle companies will require different measurements to check the fit of their muzzles. Here, we detail the measurements required by The Muzzle Movement to check the fit of our muzzles - so check the guidelines for each company!

Tolly's Top Tips for measuring

- Introduce a measuring tape prior.
- Use soft cheese or peanut butter on a surface for your dog to lick while you measure (only if your dog has no resource conflict history!).
- Measure over multiple sessions or give your dog breaks if needed.
- Set up a camera to record or take photos if you can.
- A muzzle slightly too big is preferable to one being slightly too small, as it can be secured with additional straps.

Length

Start measuring 1cm in front of the eyes, straight down to the tip of the nose.



Width

Measure in front of the eyes, the distance between the widest parts of the cheeks. This must be outside of the cheeks, not the width of the nose/snout.



Keep the measuring tape straight, not curved over the face.

Click / Scan to view our measuring video and guide



Height

Start measuring 1cm in front of the eyes, straight down lowest point of the jowl.



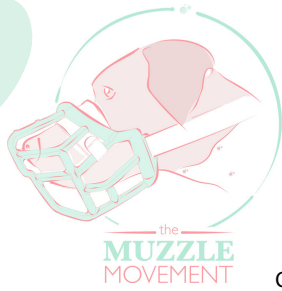
Room to pant

We don't advise measuring dogs who have a tennis ball in their mouth to assess a measurement for pant room as many dogs will find this unpleasant. Instead, we advise adding on a few cm - this can be found on our size chart.

www.themuzzlemovement.com

support@themuzzlemovement.com

[@the.muzzle.movement](https://www.facebook.com/the.muzzle.movement)



Tolly's Top Tips



Click / Scan to find out more about muzzle add-ons



Extra Straps

Some muzzles come with, or have the option to add, extra straps. A head strap attaches to the top of the muzzle and goes over their head to attach to the buckle strap. A chin loop is an attachment on the bottom of the muzzle which can be looped through their collar. These can both add additional security to the muzzle and can also help stop a muzzle moving round too much on the face if it is slightly too big.



Occlusion Muzzles

Occlusion muzzles are often known as a nylon, fabric or Mikki muzzles. They work by physically holding a dog's mouth closed to stop bites, rather than being a barrier. Occlusion muzzles are not a safe muzzle to use for anything other than very short periods or emergency situations. However - these muzzles do not allow a dog to drink, eat and most importantly, pant - so dogs wearing them are unable to regulate their body temperature.



It is really important that we spend the time to train our dogs to be comfortable when wearing a muzzle. If we put a muzzle on a dog with no prior training, the dog is likely to feel worried and uncomfortable and may attempt to get the muzzle off by pawing at it or rubbing their face on the floor.

Taking the time to muzzle train is beneficial in many ways:

- Building a bond between you and your dog.
- Creating a positive association with the muzzle.
- It's a fun and mentally stimulating activity for dogs to take part in.
- Ensures your dog is happy and comfortable to wear a muzzle.



Click / Scan to check out our guide!




Check out our Muzzle Training e-guide on our website, available as an instant download and takes you step by step through the entire muzzle training process!

www.themuzzlemovement.com

support@themuzzlemovement.com

[@the.muzzle.movement](https://www.facebook.com/the.muzzle.movement)



The Muzzle Movement -Our Muzzles

The Muzzle Movement Muzzles!

Pros

- Lightweight yet strong: injection molded plastic basket with waterproof Biothane strapping.
- Specially designed treat hole for training.
- Can drink/eat/pant when fitted well.
- Can give good bite protection.
- Colourful so may improve public perception.
- Readily available, customisable colour combinations and competitively priced.

Cons

- Currently a limited size range (but growing all the time!)
- Not suitable for some scavengers (anti-scavenger guard attachment coming in 2024!)
- Very difficult to choose which colour combo to go for!!!



How to order

Get some accurate measurements of your dog - we need the length of muzzle, width between the widest points of their cheeks and height from the top of the muzzle to lowest point of the jowls.

Add your selection to the basket - and don't forget to check out the optional upgrades, add-ons, collars, leads, long lines muzzle advocacy apparel & even stickers! Our Muzzle Training Guide is also an ideal addition to coach you through the training process.

Use the Muzzle size quiz on our website and input the measurements to find the right muzzle for your dog, OR you can use our recommended size range chart.

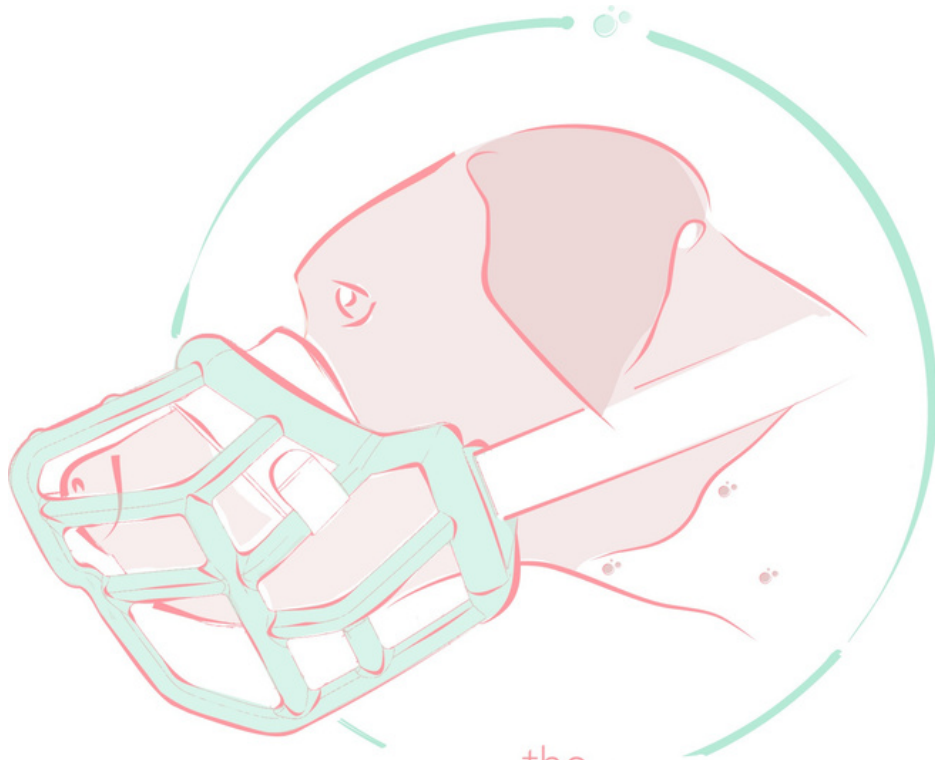
Now is the *really* hard part of choosing which colour combination you'd like for your muzzle! We have a huge variety of basket, strapping and hardware colours to choose from to make your dream muzzle a reality!

www.themuzzlemovement.com
support@themuzzlemovement.com
[@the.muzzle.movement](https://www.facebook.com/the.muzzle.movement)



Click / Scan to see our muzzles!





the
MUZZLE
MOVEMENT

 www.themuzzlemovement.com

 support@themuzzlemovement.com

  [@the.muzzle.movement](https://www.instagram.com/the.muzzle.movement)